



California Marine Affairs & Navigation Conference

September 13, 2018

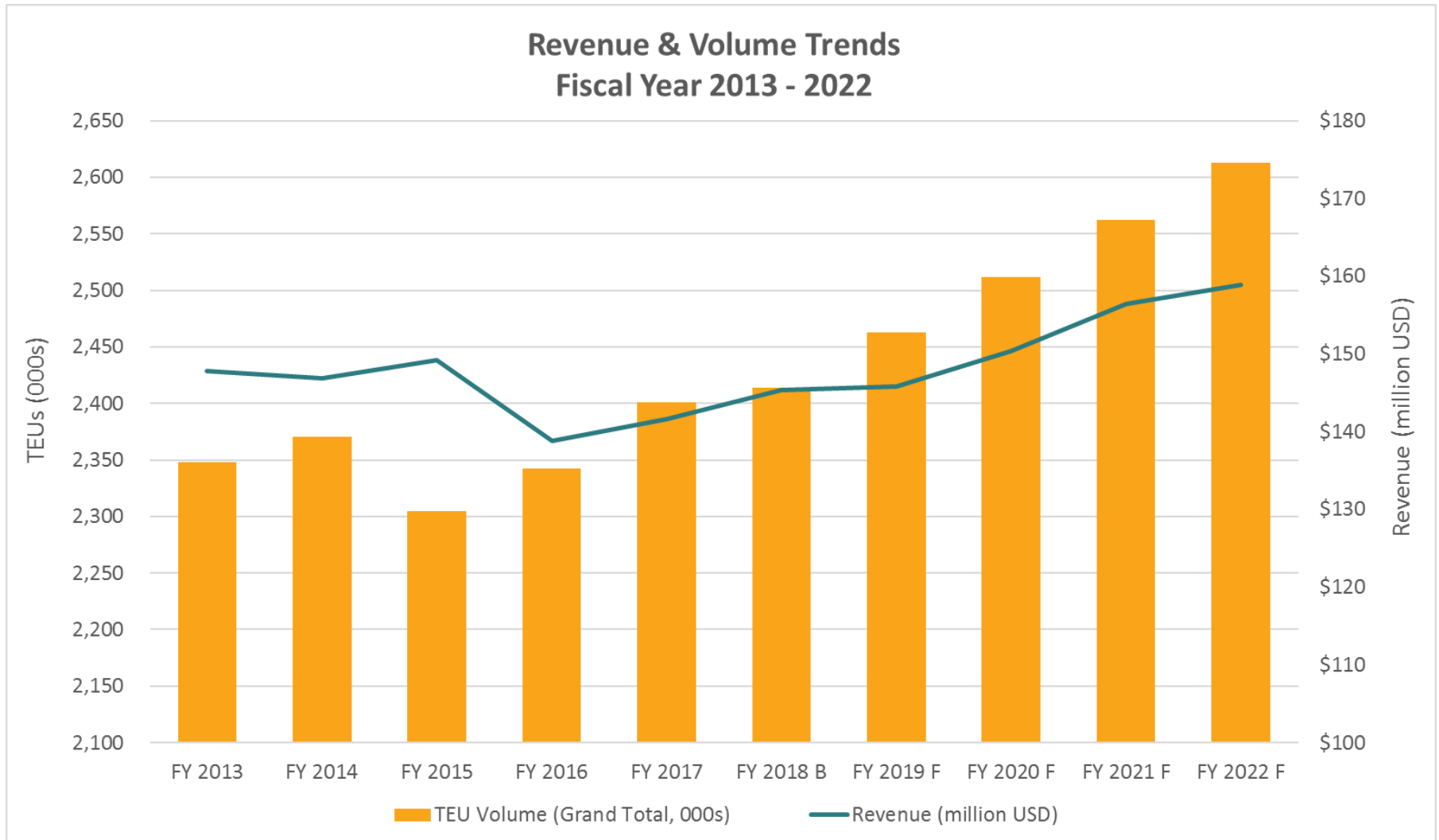


**PORT OF OAKLAND
SEAPORT**

Port of Oakland by the Numbers

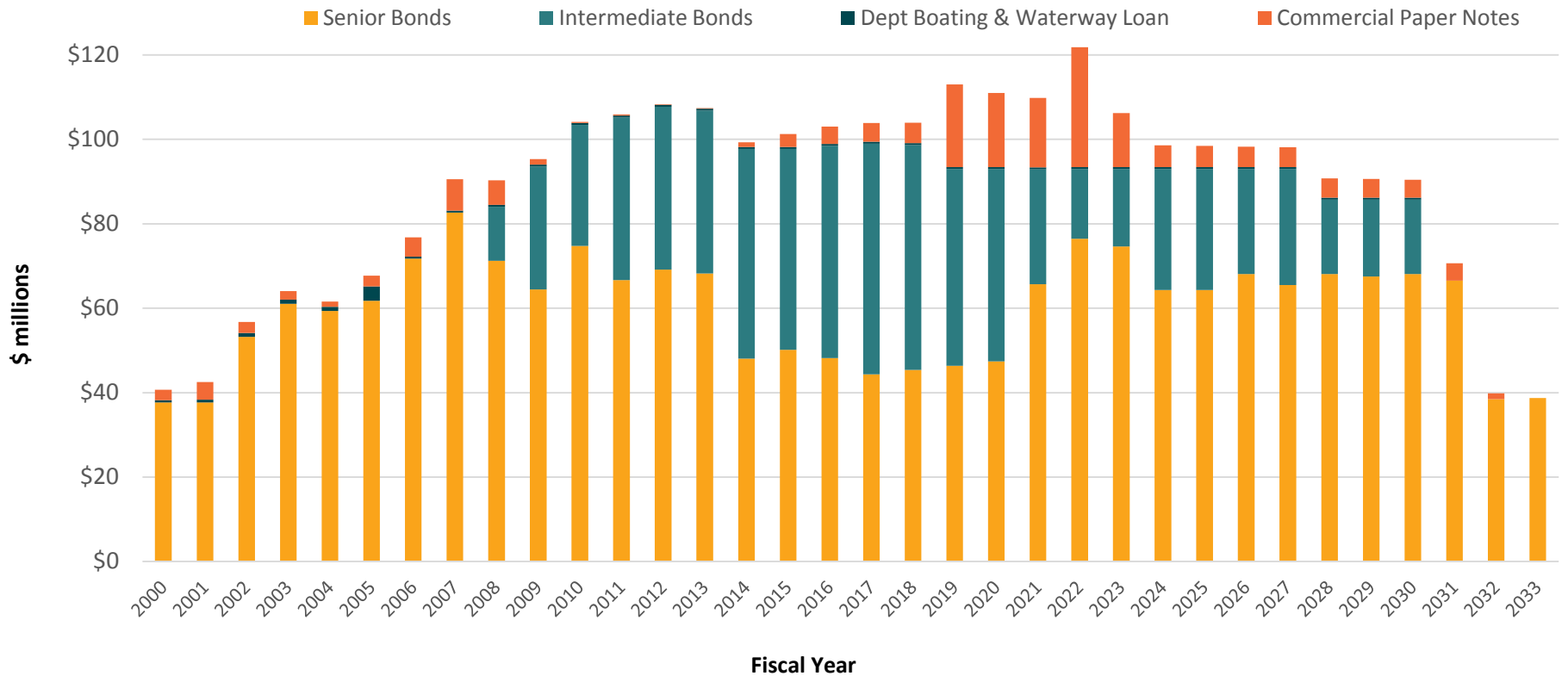
- **4 marine terminals** in operation
- **3 terminal operators** – SSA, Everport & TraPac
- **33 Cranes** of which 23 are Port-owned
- **2.42 million TEU** handled in 2017
- **20 ocean carriers** with service to/from Oakland
- **1,600 vessel calls** in 2017

Volume & Revenue Trends



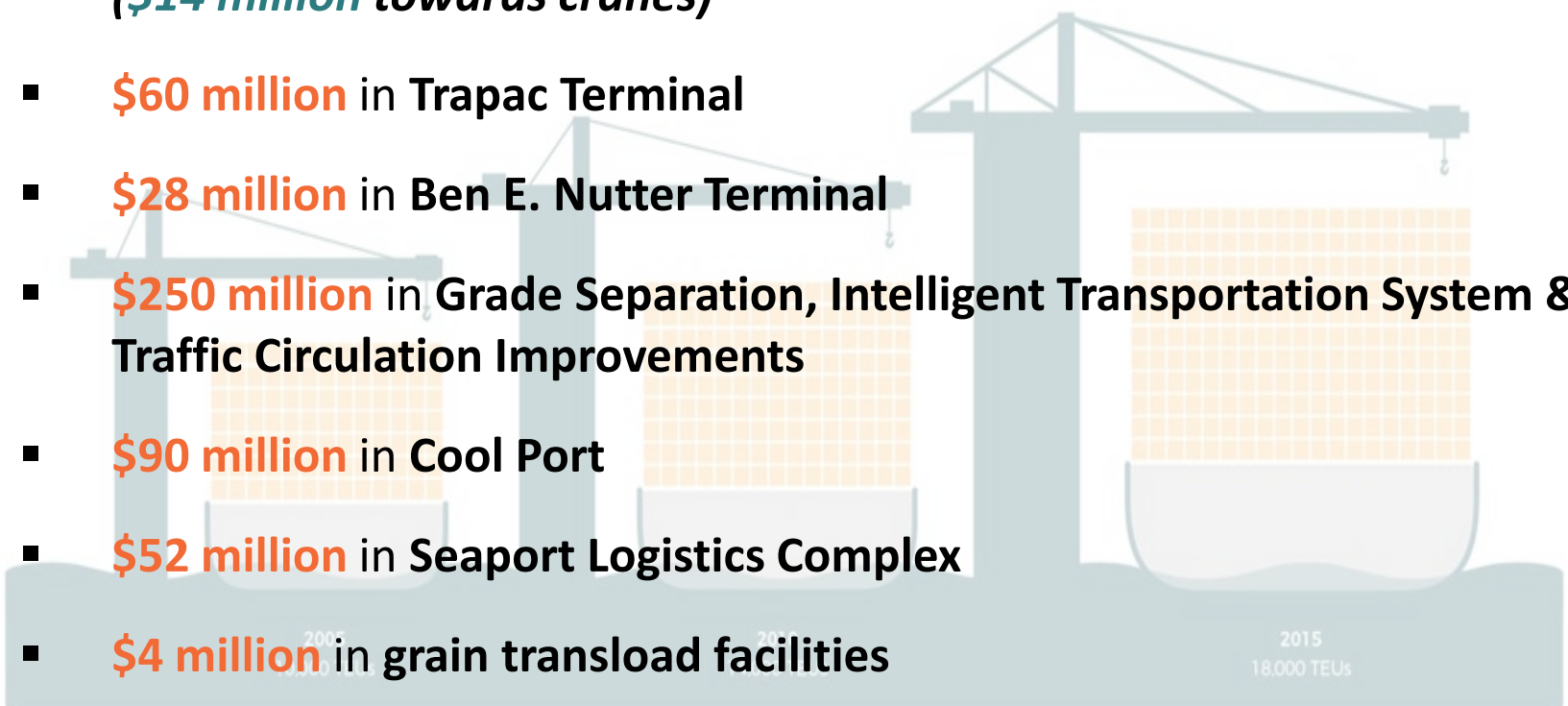
Notes: For TEU and Revenue figures, B = Budget, F = Forecast, and all other numbers are Actual
 Revenue excludes utility sales
 Fiscal Year is July 1 – June 30

Debt Service



Investing in the Port's Future

- **\$100 million** in Rail Manifest & Support Tracks
- **\$50 million** in Oakland International Container Terminal (*\$14 million towards cranes*)
- **\$60 million** in Trapac Terminal
- **\$28 million** in Ben E. Nutter Terminal
- **\$250 million** in Grade Separation, Intelligent Transportation System & Traffic Circulation Improvements
- **\$90 million** in Cool Port
- **\$52 million** in Seaport Logistics Complex
- **\$4 million** in grain transload facilities
- **\$18 million** in truck fueling/support facilities



<https://youtu.be/VmndYbqCjoA>

New Rail Infrastructure: Manifest & Support Tracks

- \$100 million investment, including over \$80m in public funds
- Fully complete early 2017
- 5 manifest yard tracks, 8 support yard tracks
- 39,000 linear ft of track
- Capacity for up to 4 trains/day of 200 cars each



First UPRR train of 109 hopper cars arrived in July 2016 with grain from ADM/US Midwest for transload into 40' containers for export to Far East.

Former Oakland Army Base – Seaport Logistics Complex / CenterPoint



Cool Port Oakland



Rendering of Cool Port Oakland – Port of Oakland



**PORT OF OAKLAND
SEAPORT**

Your Port. Your Partner.

7th Street Grade Separation



Rendering of 7th Street Grade Separation – Port of Oakland